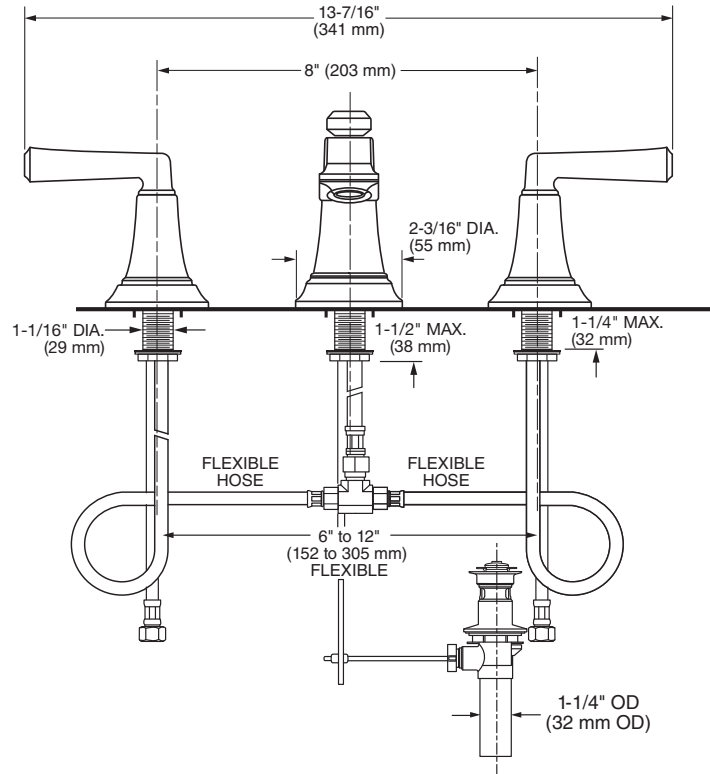
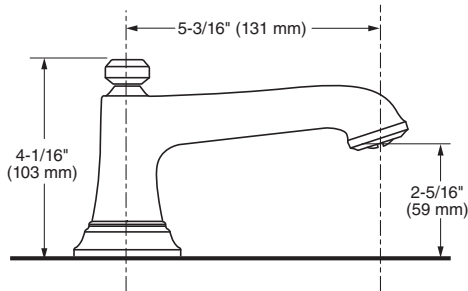


MODEL NUMBER:

- ❑ **7455801 Town Square S Widespread**
Metal pop-up drain. Metal lever handles.
- ❑ **7455811 Town Square S Widespread**
Red/Blue temp indicator. Metal pop-up drain.
- ❑ **7455814 Town Square S Widespread**
Red/Blue temp indicator. LESS drain.



GENERAL DESCRIPTION:

- Cast brass valve bodies with pre-installed flexible hose connections for 6" to 12" (152 to 305mm)
- 1/4 turn washerless ceramic disc valve cartridges
- Cast brass spout
- 24" braided supply hoses with 3/8" compression connections
- 1.2 gpm/4.5 L/min maximum flow rate

PRODUCT FEATURES:

Brass Construction: Durable. Easy to clean. Ideal for prolonged contact with water. Provides the finest surface for application of colors and finishes.

Ceramic Disc Valve Cartridge: Assures a lifetime of smooth handle operation and drip-free performance.

Lead Free: Faucet contains ≤ 0.25% total lead content by weighted average.



ADA COMPLIANT



EPA
WATERSENSE®
CERTIFIED

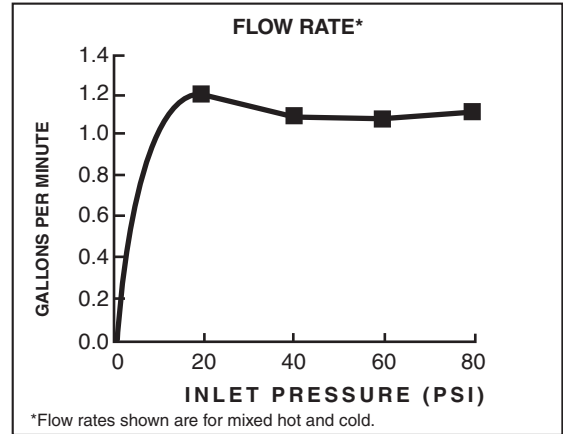
SUGGESTED SPECIFICATION




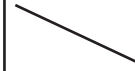


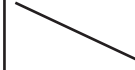
Two-handle widespread lavatory faucet shall feature cast brass valve bodies with flexible hose connections for 6" to 12" installations. Shall feature 1/4 turn washerless ceramic disc valve cartridges. And a metal drain body. Fitting shall be American Standard Model #74558_____.

CODES AND STANDARDS

These products meet or exceed the following codes and standards:

- ANSI A117.1**
- ASME A112.18.1**
- CSA B125.1**
- NSF 61/Section 9**
- NSF 372**



Product Number	Description	Finish Options			
		Polished Chrome	PVD Brushed Nickel	Polished Nickel	Legacy Bronze
		002	295	013	278
7455801	Town Square S widespread. 				
7455811	Widespread with Red/Blue markings LESS drain.				
7455217	Widespread with Red/Blue markings.				

 Meets the American Disabilities Act Guidelines and **ANSI A117.1** Requirements for the physically challenged.